

Gloucestershire League - Event 1 14th Nov 2021**Individual Time Trial - 1 Lap****U11 Boys**

Club	Athlete	Time	Overall Rank
Cheltenham	Bertie Brooks	11.92	1
Cheltenham	Arty Roberts	12.1	2
Yate	Rhys Gore	12.12	3
Yate	Caleb Singh	12.31	4
Gloucester	Callum Yates	12.34	5
Cheltenham	Scott Whitehouse	12.37	6
Cheltenham	Joseph Rackowe	12.39	7
Cheltenham	Adam Rowe	12.41	8
Cheltenham	Harry Rood	12.42	9
Cheltenham	Harry Jones	12.42	9
Cheltenham	Ralfy Aitchison	12.44	11
Cheltenham	Taylor Perrett	12.44	11
Cheltenham	Milo Parsons	12.46	13
Gloucester	Ben Okane	12.53	14
Cheltenham	Harry Stanton	12.54	15
Gloucester	Jacob Andrews	12.6	16
Cheltenham	George Phillimore	12.61	17
Cheltenham	Leo Nellis	12.64	18
Cheltenham	Rufus Buckland	12.69	19
Swindon	Tom Robinson	12.69	19
Cheltenham	Austin Harris	12.7	21
Cheltenham	Noah Seabright	12.73	22
Cheltenham	Jett Kelly	12.75	23
Cheltenham	Archie Read	12.75	23
Cheltenham	Leo McCaffrey-Endsor	12.85	25
Yate	Padraig Moloney	13.06	26
Cheltenham	Tobi Loye	13.12	27
Cheltenham	Tobias Danahar	13.35	28
Gloucester	Daimian Holban	13.36	29
Swindon	Kuziva Mafirakureva	13.47	30
Yate	Logan Kingscott	13.5	31
Swindon	Dante Woodman	13.6	32
Yate	Charlie Cox	13.69	33
Cheltenham	Morgan Wilson	13.76	34
Swindon	Gabor Magyar	13.78	35
Gloucester	Madi Siddiqui	14.05	36
Cheltenham	James Maginnis	14.07	37
Yate	Ewan Boulton	14.16	38
Dursley	Oliver Portlock	14.22	39
Swindon	Arthur Haskell	14.53	40
Cheltenham	Ajay Trigg	14.56	41
Gloucester	Joel Oyedele	20	42

Gloucestershire League - Event 1 14th Nov 2021**Individual Time Trial - 1 Lap****U11 Girls**

Club	Athlete	Time	Overall Rank
Gloucester	Amari Cambridge	11.1	1
Cheltenham	Lottie Cook	12.03	2
Gloucester	Olivia Pachula	12.22	3
Cheltenham	Harmony Opene	12.59	4
Cheltenham	Kimberley Hodgkinson	12.65	5
Cheltenham	Katie Whitfield	12.67	6
Cheltenham	Heidi Woolley	12.69	7
Cheltenham	Sophie Gaskell	12.75	8
Cheltenham	Delilah Ford	12.82	9
Cheltenham	Bonnie Shirlaw	12.83	10
Cheltenham	Ellie Thompson	12.84	11
Cheltenham	Lara Loye	12.87	12
Yate	Trudie Rapier	12.88	13
Gloucester	Talis Sterling	13.05	14
Cheltenham	Rosie Atkins	13.06	15
Gloucester	Zainab Ghazafi	13.06	15
Cheltenham	Emmie Fitch	13.07	17
Cheltenham	Eve Perkins	13.07	17
Swindon	Megan Silvester	13.07	17
Yate	Eliana Cripps	13.07	17
Cheltenham	Verity Gaskin	13.16	21
Cheltenham	Myla Soakell	13.17	22
Cheltenham	Zephie Turbard	13.28	23
Cheltenham	Ivy Wightman	13.35	24
Cheltenham	Lissibeth Donovan-Smith	13.47	25
Yate	Darcy Oviatt	13.49	26
Gloucester	Farah Radcliffe	13.55	27
Cheltenham	Isabelle Hunn	13.56	28
Yate	Belle Sims	13.57	29
Cheltenham	Alice Osbourne	13.62	30
Yate	Lily Eynon	13.68	31
Cheltenham	Charlotte Greenslade	13.71	32
Yate	Rose Day-Kelly	13.72	33
Swindon	Bethany Brien	13.78	34
Yate	Alex Bailey	13.88	35
Swindon	Nela Drugova	13.97	36
Gloucester	Jemm Watson	13.97	36
Yate	Charlotte Hanbidge	13.98	38
Swindon	Pippa Wall	14.1	39
Yate	Demi Kehinde	14.1	39
Yate	Libby Greg	14.11	41
Gloucester	Ezri Sunter	14.12	42
Dursley	Scarlet Corkish	14.14	43

Events

Round 1

U11 SLJ Balance Chest Push 4 x 1 Relay 2 x 2 Relay

FOR PERSON DOING THE RESULTS

When a name is changed in Girls U11 or Boys U11 the name will change on the results sheet and scoring sheet.

The results sheets can be printed off once the athletes names are in.

FOR TEAM MANAGERS

Team managers will need to make sure that the athletes go to their correct event in each round.

Events

1 lap TT
(non-scoring)

4 x 1 Relay (U11 Boys)

Heat 1		Time	Position
Lane 1	Cheltenham A		
Lane 2	Gloucester A		
Lane 3	Yate		
Lane 4	Swindon		
Lane 5	Cheltenham B		
Lane 6			
Heat 2		Time	Position
Lane 1	Cheltenham C		
Lane 2	Cheltenham D		
Lane 3			
Lane 4			

2 x 2 Relay (U11 Boys)

Heat 1		Time	Position
Lane 1	Cheltenham A		
Lane 2	Cheltenham B		
Lane 3	Gloucester A		
Lane 4	Yate		

Heat 2		Time	Position
Lane 1	Cheltenham C		
Lane 2	Cheltenham D		
Lane 3	Swindon		
Lane 4	Dursley		

BoysU11scoring

Boys	SLJ		Boys	Boys	Bal	
	Perf	Rank	Points		Perf	Rank
Cheltenham A	10.02	3	6	Cheltenham A	188	2
Bertie Brooks	1.78			Bertie Brooks	44.2	
Ralfy Aitchison	1.7			Ralfy Aitchison	38.5	
Harry Rood	1.54			Harry Rood	18.7	
Joseph Rackowe	1.64			Joseph Rackowe	9.7	
Adam Rowe	1.67			Adam Rowe	38.2	
Rufus Buckland	1.69			Rufus Buckland	38.7	
Cheltenham B	10.05	2	7	Cheltenham B	164.2	3
Arty Roberts	1.92			Arty Roberts	45.9	
Noah Seabright	1.76			Noah Seabright	54.6	
Tobi Loye	1.56			Tobi Loye	11.4	
Austin Harris	1.64			Austin Harris	29.3	
Morgan Wilson	1.43			Morgan Wilson	11.5	
Leo Nellis	1.74			Leo Nellis	11.5	
Cheltenham C	10.23	1	8	Cheltenham C	129.2	6
Taylor Perrett	2			Taylor Perrett	12.5	
Scott Whitehouse	1.64			Scott Whitehouse	16.7	
George Phillimore	1.65			George Phillimore	40.4	
Harry Jones	1.92			Harry Jones	27.7	
Jett Kelly	1.38			Jett Kelly	17.4	
Harry Stanton	1.64			Harry Stanton	14.5	
Cheltenham D	9.32	4	5	Cheltenham D	96.5	7
Leo McCaffrey-Endsor	1.64			Leo McCaffrey-Endsor	13.8	
Milo Parsons	1.6			Milo Parsons	23.1	
Tobias Danahar	1.6			Tobias Danahar	18.3	
James Maginnis	1.42			James Maginnis	18.9	
Archie Read	1.6			Archie Read	15.2	
Ajay Trigg	1.46			Ajay Trigg	7.2	
Swindon	7.8	7	2	Swindon	130.7	5
Kuziva Mafirakureva	1.46			Kuziva Mafirakureva	42.7	
Gabor Magyar	1.5			Gabor Magyar	20.7	
Arthur Haskell	1.67			Arthur Haskell	27.7	
Dante Woodman	1.55			Dante Woodman	12.4	
Tom Robinson	1.62			Tom Robinson	27.2	
n2				n2		
Yate	9.23	5	4	Yate	136.5	4
Logan Kingscott	1.41			Logan Kingscott	39.4	
Padraig Moloney	1.57			Padraig Moloney	15.3	
Charlie Cox	1.62			Charlie Cox	14	
Ewan Boulton	1.46			Ewan Boulton	22.9	
Caleb Singh	1.51			Caleb Singh	16.1	
Rhys Gore	1.66			Rhys Gore	28.8	

BoysU11scoring

<p>Gloucester A Ben Okane Jacob Andrews Joel Oyedele Callum Yates Madi Siddiqui Daimian Holban</p>	<p>8.63 1.79 1.88 0 1.72 1.74 1.5</p>	<p>6</p>	<p>3</p>		<p>Gloucester A Ben Okane Jacob Andrews Joel Oyedele Callum Yates Madi Siddiqui Daimian Holban</p>	<p>191.7 26 26.6 0 52.7 52.6 33.8</p>	<p>1</p>
<p>Dursley Oliver Portlock n3 n4 n5 n6 n7</p>	<p>1.19</p>	<p>8</p>	<p>1</p>		<p>Dursley Oliver Portlock n3 n4 n5 n6 n7</p>	<p>23.2</p>	<p>8</p>
<p>Guests</p>	<p>0 0 0</p>				<p>Guests</p>	<p>0 0 0</p>	

BoysU11scoring

Boys	Boys	CP	Boys	Boys	4x1 Relay	
Points		Perf	Rank	Points	Time Rank	
7	Cheltenham A		3	6	Cheltenham A	48.24 1
	Bertie Brooks	4.75				
	Ralfy Aitchison	6				
	Harry Rood	4.25				
	Joseph Rackowe	4.75				
	Adam Rowe	4.25				
	Rufus Buckland	4.25				
					Time	
6	Cheltenham B		1	8	Cheltenham B	51.8 3
	Arty Roberts	6				
	Noah Seabright	5.5				
	Tobi Loye	4.25				
	Austin Harris	4.75				
	Morgan Wilson	4.75				
	Leo Nellis	6.5				
					Time	
3	Cheltenham C		2	7	Cheltenham C	50.03 2
	Taylor Perrett	6.25				
	Scott Whitehouse	5				
	George Phillimore	4.75				
	Harry Jones	5.25				
	Jett Kelly	4.75				
	Harry Stanton	4.25				
					Time	
2	Cheltenham D		5	4	Cheltenham D	53.68 5
	Leo McCaffrey-Endsor	5				
	Milo Parsons	4.5				
	Tobias Danahar	4.75				
	James Maginnis	3.75				
	Archie Read	4.75				
	Ajay Trigg	4.5				
					Time	
4	Swindon		7	2	Swindon	55.68 7
	Kuziva Mafirakureva	4.5				
	Gabor Magyar	4.25				
	Arthur Haskell	4.75				
	Dante Woodman	3.75				
	Tom Robinson	3.25				
	n2					
					Time	
5	Yate		4	5	Yate	53.22 4
	Logan Kingscott	4.25				
	Pdraig Moloney	5				
	Charlie Cox	4.25				
	Ewan Boulton	4				
	Caleb Singh	5				
	Rhys Gore	5.5				
					Time	

BoysU11scoring

8	Gloucester A	22.75	6	3	Gloucester A	53.87	6
	Ben Okane	5.25					
	Jacob Andrews	5.25					
	Joel Oyedele	0					
	Callum Yates	4.75					
	Madi Siddiqui	4					
	Daimian Holban	3.5					
1	Dursley	5	8	1	Dursley	60	8
	Oliver Portlock	5					
	n3						
	n4						
	n5						
	n6						
	n7						
	Guests	0					
		0					
		0					
		0					

BoysU11scoring

Points	Boys	2x2 Relay		Points	Boys	1 LAP TT
		Time	Rank			Time
8	Cheltenham A	49.29	2	7	Cheltenham A	
					Bertie Brooks	11.92
					Ralfy Aitchison	12.44
					Harry Rood	12.42
					Joseph Rackowe	12.39
					Adam Rowe	12.41
					Rufus Buckland	12.69
	Time					
6	Cheltenham B	49.07	1	8	Cheltenham B	
					Arty Roberts	12.1
					Noah Seabright	12.73
					Tobi Loye	13.12
					Austin Harris	12.7
					Morgan Wilson	13.76
					Leo Nellis	12.64
	Time					
7	Cheltenham C	49.56	3	6	Cheltenham C	
					Taylor Perrett	12.44
					Scott Whitehouse	12.37
					George Phillimore	12.61
					Harry Jones	12.42
					Jett Kelly	12.75
					Harry Stanton	12.54
	Time					
4	Cheltenham D	50.41	5	4	Cheltenham D	
					Leo McCaffrey-Endsor	12.85
					Milo Parsons	12.46
					Tobias Danahar	13.35
					James Maginnis	14.07
					Archie Read	12.75
					Ajay Trigg	14.56
	Time					
2	Swindon	53.71	6	3	Swindon	
					Kuziva Mafirakureva	13.47
					Gabor Magyar	13.78
					Arthur Haskell	14.53
					Dante Woodman	13.6
					Tom Robinson	12.69
					n2	20
	Time					
5	Yate	54.38	7	2	Yate	
					Logan Kingscott	13.5
					Padraig Moloney	13.06
					Charlie Cox	13.69
					Ewan Boulton	14.16
					Caleb Singh	12.31
					Rhys Gore	12.12
	Time					


BoysU11scoring

3	Gloucester A	50.25	4	5	Gloucester A	
					Ben Okane	12.53
					Jacob Andrews	12.6
					Joel Oyedele	20
					Callum Yates	12.34
					Madi Siddiqui	14.05
					Daimian Holban	13.36
1	Dursley	60	8	1	Dursley	
					Oliver Portlock	14.22
					n3	20
					n4	20
					n5	20
					n6	20
					n7	20
						0
						0

BoysU11scoring

	Rank	Points
74.27	1	8
77.05	3	6
75.13	2	7
80.04	5	4
88.07	7	2
78.84	4	5

BoysU11scoring



4 x 1 Relay (U11 Girls)

Heat 1		Time	Position
Lane 1	Cheltenham A		
Lane 2	Gloucester A		
Lane 3	Yate A		
Lane 4	Swindon		

Heat 2		Time	Position
Lane 1	Cheltenham B		
Lane 2	Cheltenham C		
Lane 3	Cheltenham D		
Lane 4	Gloucester B		
Lane 5	Yate B		

2 x 2 Relay (U11 Girls)

Heat 1		Time	Position
Lane 1	Cheltenham A		
Lane 2	Gloucester A		
Lane 3	Yate A		
Lane 4	Swindon		
Lane 5	Cheltenham B		

Heat 2		Time	Position
Lane 1	Cheltenham C		
Lane 2	Cheltenham D		
Lane 3	Yate B		
Lane 4	Dursley		

GirlsU11scoring

Girls	SLJ		Girls	Girls	Bal	
	Perf	Rank	Points		Perf	Rank
Cheltenham A	9.46	3	7	Cheltenham A	126.1	7
Lottie Cook	1.56			Lottie Cook	27.6	
Kimberley Hodgkinson	1.66			Kimberley Hodgkinson	19.3	
Ellie Thompson	1.54			Ellie Thompson	35.1	
Verity Gaskin	1.48			Verity Gaskin	21.2	
Sophie Gaskell	1.61			Sophie Gaskell	12.1	
Heidi Woolley	1.61			Heidi Woolley	10.8	
Cheltenham B	9.63	2	8	Cheltenham B	199.8	2
Charlotte Greenslade	1.64			Charlotte Greenslade	19	
Isabelle Hunn	1.53			Isabelle Hunn	26.5	
Rosie Atkins	1.57			Rosie Atkins	43.1	
Katie Whitfield	1.65			Katie Whitfield	39.1	
Bonnie Shirlaw	1.7			Bonnie Shirlaw	35.1	
Zephie Turbard	1.54			Zephie Turbard	37	
Cheltenham C	9.1	4	6	Cheltenham C	210	1
Delilah Ford	1.77			Delilah Ford	50.3	
Alice Osbourne	1.42			Alice Osbourne	54.7	
Emmie Fitch	1.28			Emmie Fitch	32	
Harmony Opene	1.74			Harmony Opene	42.3	
Lissibeth Donovan-Smith	1.31			Lissibeth Donovan-Smith	19.6	
Lara Loye	1.58			Lara Loye	11.1	
Cheltenham D	5.8	9	1	Cheltenham D	67.9	9
	0				0	
	0				0	
Eve Perkins	1.44			Eve Perkins	16.2	
Ivy Wightman	1.81			Ivy Wightman	10.2	
Alyssa Woodward	1.3			Alyssa Woodward	9	
Myla Soakell	1.25			Myla Soakell	32.5	
Yate A	8.7	5	5	Yate A	171.5	4
Belle Sims	1.4			Belle Sims	20.5	
Rose Day-Kelly	1.44			Rose Day-Kelly	33.6	
Lily Eynon	1.3			Lily Eynon	36	
Charlotte Hanbidge	1.39			Charlotte Hanbidge	14.8	
Trudie Rapier	1.66			Trudie Rapier	51.3	
Darcy Oviatt	1.51			Darcy Oviatt	15.3	
Swindon	7.1	6	4	Swindon	175.4	3
Pippa Wall	1.66			Pippa Wall	30.3	
Bethany Brien	1.42			Bethany Brien	42.2	
Megan Silvester	1.47			Megan Silvester	28.2	
Nela Drugova	1.34			Nela Drugova	47.7	
Lilly Paddon	1.21			Lilly Paddon	27	
n1				n1		

GirlsU11scoring

Gloucester A	9.84	1	9	Gloucester A	162	5
Amari Cambridge	2.12			Amari Cambridge	45	
Farah Radcliffe	1.72			Farah Radcliffe	17.9	
Olivia Pachula	1.66			Olivia Pachula	17.2	
Jemm Watson	1.47			Jemm Watson	8.1	
Ezri Sunter	1.52			Ezri Sunter	23.1	
Talis Sterling	1.35			Talis Sterling	50.7	
Yate B	6.26	7	2	Yate B	134.5	6
Alex Bailey	1.59			Alex Bailey	51.1	
Mila Claridge	0			Mila Claridge	0	
Demi Kehinde	1.6			Demi Kehinde	18.5	
Eliana Cripps	1.59			Eliana Cripps	41.7	
Libby Greg	1.48			Libby Greg	23.2	
n2				n2		
Gloucester B	5.87	8	2	Gloucester B	73.7	8
Megan Drakopoulous	0			Megan Drakopoulous	0	
Geogina Drakopoulous	0			Geogina Drakopoulous	0	
Zainab Ghazafi	1.82			Zainab Ghazafi	21.2	
Maria Ouiles	1.36			Maria Ouiles	6.7	
Zulfa Ghazafi	1.37			Zulfa Ghazafi	19.1	
Arwen Anthony	1.32			Arwen Anthony	26.7	
Guests				Guests		
Scarlet Corkish	1.34			Scarlet Corkish	53.3	
0				0		
0				0		
0				0		
0				0		
0				0		
0				0		
0				0		

GirlsU11scoring

Girls	Girls	CP	Girls	Girls	4x1 Relay			
Points		Perf	Rank	Points	Time Rank			
3	Cheltenham A		26.75	3	7	Cheltenham A	51.33	1
	Lottie Cook	5.75						
	Kimberley Hodgkinson	4.25						
	Ellie Thompson	3.5						
	Verity Gaskin	4.75						
	Sophie Gaskell	4.25						
	Heidi Woolley	4.25						
						Time		
7	Cheltenham B		27.5	2	8	Cheltenham B	51.84	2
	Charlotte Greenslade	4.75						
	Isabelle Hunn	4.25						
	Rosie Atkins	5						
	Katie Whitfield	4.5						
	Bonnie Shirlaw	4						
	Zephie Turbard	5						
						Time		
9	Cheltenham C		26.25	4	6	Cheltenham C	52.62	3
	Dellilah Ford	4.75						
	Alice Osbourne	4						
	Emmie Fitch	3.75						
	Harmony Opene	5.25						
	Lissibeth Donovan-Smith	4.25						
	Lara Loye	4.25						
						Time		
1	Cheltenham D		17	9	1	Cheltenham D	56	5
		0						
		0						
	Eve Perkins	4						
	Ivy Wightman	5						
	Alyssa Woodward	4						
	Myla Soakell	4						
						Time		
6	Yate A		24	5	5	Yate A	52.97	4
	Belle Sims	4						
	Rose Day-Kelly	3						
	Lily Eynon	4.25						
	Charlotte Hanbidge	3.75						
	Trudie Rapier	4.25						
	Darcy Oviatt	4.75						
						Time		
7	Swindon		19.5	6	4	Swindon	103.24	9
	Pippa Wall	3.75						
	Bethany Brien	3.75						
	Megan Silvester	4.75						
	Nela Drugova	4						
	Lilly Paddon	3.25						
	n1							
						Time		

GirlsU11scoring

5	Gloucester A	28	1	9	Gloucester A	56.97	8
	Amari Cambridge	5.25					
	Farah Radcliffe	4.25					
	Olivia Pachula	5.25					
	Jemm Watson	4.75					
	Ezri Sunter	3.75					
	Talis Sterling	4.75					
4	Yate B	19.25	7	3	Yate B	56.2	6
	Alex Bailey	4.5					
	Mila Claridge	0					
	Demi Kehinde	5.5					
	Eliana Cripps	4					
	Libby Greg	5.25					
	n2						
2	Gloucester B	17.5	8	2	Gloucester B	56.43	7
	Megan Drakopoulos	0					
	Geogina Drakopoulos	0					
	Zainab Ghazafi	5.25					
	Maria Ouiles	4.25					
	Zulfa Ghazafi	4					
	Arwen Anthony	4					
	Guests						
	Scarlet Corkish	3.5					
		0					
		0					
		0					
		0					
		0					
		0					
		0					

GirlsU11scoring

Points	Girls	2x2 Relay		Points	1 LAP TT	
		Time	Rank		Time	Time
9	Cheltenham A	50.23	2	8	Cheltenham A	
					Lottie Cook	12.03
					Kimberley Hodgkinson	12.65
					Ellie Thompson	12.84
					Verity Gaskin	13.16
					Sophie Gaskell	12.75
					Heidi Woolley	12.69
	Time					
8	Cheltenham B	54.99	4	6	Cheltenham B	
					Charlotte Greenslade	13.71
					Isabelle Hunn	13.56
					Rosie Atkins	13.06
					Katie Whitfield	12.67
					Bonnie Shirlaw	12.83
					Zephie Turbard	13.28
	Time					
7	Cheltenham C	51.92	3	7	Cheltenham C	
					Delilah Ford	12.82
					Alice Osbourne	13.62
					Emmie Fitch	13.07
					Harmony Opene	12.59
					Lissibeth Donovan-Smi	13.47
					Lara Loye	12.87
	Time					
5	Cheltenham D	60	9	1	Cheltenham D	
						0 20
						0 20
					Eve Perkins	13.07
					Ivy Wightman	13.35
					Alyssa Woodward	15.03
					Myla Soakell	13.17
	Time					
6	Yate A	56.22	5	5	Yate A	
					Belle Sims	13.57
					Rose Day-Kelly	13.72
					Lily Eynon	13.68
					Charlotte Hanbidge	13.98
					Trudie Rapier	12.88
					Darcy Oviatt	13.49
	Time					
1	Swindon	57.6	7	3	Swindon	
					Pippa Wall	14.1
					Bethany Brien	13.78
					Megan Silvester	13.07
					Nela Drugova	13.97
					Lilly Paddon	14.15
					n1	20
	Time					

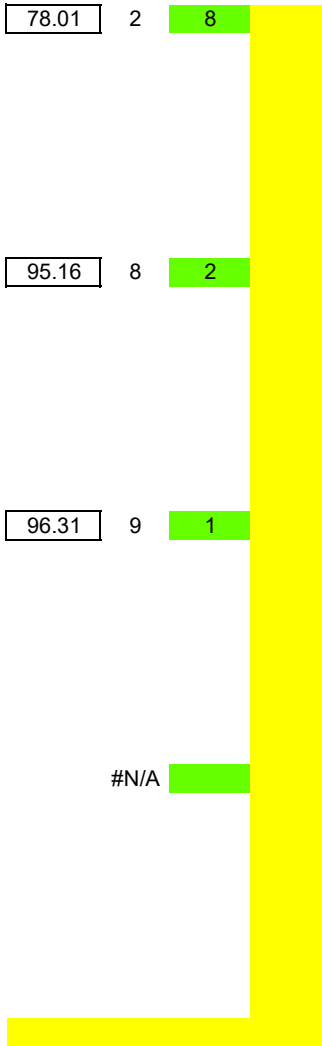
GirlsU11scoring

2	Gloucester A	47.16	1	9	Gloucester A	
					Amari Cambridge	11.1
					Farah Radcliffe	13.55
					Olivia Pachula	12.22
					Jemm Watson	13.97
					Ezri Sunter	14.12
					Talis Sterling	13.05
4	Yate B	58.69	8	2	Yate B	
					Alex Bailey	13.88
					Mila Claridge	20
					Demi Kehinde	14.1
					Eliana Cripps	13.07
					Libby Greg	14.11
					n2	20
3	Gloucester B	56.72	6	4	Gloucester B	
					Megan Drakopoulous	20
					Geogina Drakopoulous	20
					Zainab Ghazafi	13.06
					Maria Ouiles	14.57
					Zulfa Ghazafi	14.15
					Arwen Anthony	14.53
					Guests	
					Scarlet Corkish	14.14
						0
						0
						0
						0
						0
						0
						0

GirlsU11scoring

	Rank	Points
76.12	1	9
79.11	4	6
78.44	3	7
94.62	7	3
81.32	5	5
89.07	6	4

GirlsU11scoring



Team score

Gloucestershire Sportshall League

Event 1

14th November 2021

Team	SLJ	Balance	Chest Push	4 x 1 Relay	2 x 2 Relay	1 Lap TT	SCORE	RANK	Match Points
U11 Girls									
Cheltenham A	7	3	7	9	8	9	43	1	9
Cheltenham B	8	7	8	8	6	6	43	1	9
Cheltenham C	6	9	6	7	7	7	42	3	7
Cheltenham D	1	1	1	5	1	3	12	9	1
Yate A	5	6	5	6	5	5	32	5	5
Swindon	4	7	4	1	3	4	23	6	4
Gloucester A	9	5	9	2	9	8	42	3	7
Yate B	2	4	3	4	2	2	15	7	3
Gloucester B	2	2	2	3	4	1	13	8	2
U11 Boys									
								Rank	Points
Cheltenham A	6	7	6	8	7	8	42	1	8
Cheltenham B	7	6	8	6	8	6	41	2	7
Cheltenham C	8	3	7	7	6	7	38	3	6
Cheltenham D	5	2	4	4	4	4	23	6	3
Swindon	2	4	2	2	3	2	15	7	2
Yate	4	5	5	5	2	5	26	4	5
Gloucester A	3	8	3	3	5	3	25	5	4
Dursley	1	1	1	1	1	1	5	8	1

Points				
Match 1	Match 2	Match 3	Total Points	Rank

U11 Girls

Cheltenham A	9			9	1
Cheltenham B	9			9	1
Cheltenham C	7			7	3
Cheltenham D	1			1	9
Yate A	5			5	5
Swindon	4			4	6
Gloucester A	7			7	3
Yate B	3			3	7
Gloucester B	2			2	8

U11 Boys

	Points			Rank	
Cheltenham A	8			8	1
Cheltenham B	7			7	2
Cheltenham C	6			6	3
Cheltenham D	3			3	6
Swindon	2			2	7
Yate	5			5	4
Gloucester A	4			4	5
Dursley	1			1	8

Gloucestershire League - Event 1 14th Nov 2021

Individual Time Trial - 1 Lap

U13 Boys

Club	Athlete	Time	Overall Rank
Yate	Excel Iwhiwu	11.22	1
Yate	Owen Boon	11.53	2
Cheltenham	Emeka Nkeme	11.56	3
Cheltenham	Leo Soakell	11.7	4
Cheltenham	Jack Hunn	11.75	5
Cheltenham	Fred Buckland	11.78	6
Yate	Finn McLeod	11.88	7
Cheltenham	Jack Johnson	11.9	8
Cheltenham	Benjamin Parker	11.91	9
Cheltenham	Robin Nishimura	11.94	10
Gloucester	Jacob Leigh	12.16	11
Gloucester	Logan Griffiths	12.16	11
Gloucester	Cole Dalimore	12.16	11
Cheltenham	Josh Hill	12.19	14
Yate	Felix Fielding	12.22	15
Gloucester	Theo Dennett	12.28	16
Cheltenham	Johnnie Stanimeros	12.31	17
Cheltenham	Harry Knight	12.94	18
Cheltenham	Bruce Ward	13.53	19
Cheltenham	Samuel Jarvis	13.75	20

Club	Athlete	Time	Overall Rank
Yate	Excel Iwhiwu	47.35	1
Cheltenham	Leo Soakell	47.75	2
Yate	Owen Boon	48.34	3
Cheltenham	Jack Johnson	51.9	4
Cheltenham	Jack Hunn	51.91	5
Cheltenham	Johnnie Stanimeros	52.4	6
Yate	Finn McLeod	53.53	7
Yate	Felix Fielding	53.85	8
Gloucester	Logan Griffiths	54.47	9
Cheltenham	Josh Hill	54.65	10
Gloucester	Jacob Leigh	55.47	11
Gloucester	Theo Dennett	55.59	12
Cheltenham	Harry Knight	55.81	13
Cheltenham	Samuel Jarvis	57.7	14
Gloucester	Cole Dalimore	58.5	15
Cheltenham	Bruce Ward	60.19	16
			#N/A
			#N/A
			#N/A

Gloucestershire League - Event 1 14th Nov 2021**Individual Time Trial - 4 Laps****U13 Girls**

Club	Athlete	Time	Overall Rank
Yate	Annabel Gordon	51.22	1
Cheltenham	Megan Amey	51.53	2
Cheltenham	Olivia Avery	52.09	3
Cheltenham	Jessica Asquith	52.47	4
Cheltenham	Evie Avery	52.63	5
Cheltenham	Lulu Morton-Ellison	53.00	6
Cheltenham	Charlotte Smith	53.25	7
Cheltenham	Evie Waller	53.28	8
Yate	Lauren Yapp	53.31	9
Cheltenham	Zara Collins	53.81	10
Yate	Lilia Killourhey	54.53	11
Yate	Rosie Foster	54.72	12
Cheltenham	Kitty Buckland	55.18	13
Cheltenham	Amber Flatman	56.56	14
Cheltenham	Daisy Fraine	58.97	15
			#N/A
			#N/A
			#N/A

Individual Time Trial - 1 Laps**U13 Girls**

Club	Athlete	Time	Overall Rank
Cheltenham	Izzy Cook	11.81	1
Cheltenham	Charlotte Smith	11.84	2
Cheltenham	Megan Amey	11.92	3
Cheltenham	Jessica Asquith	11.93	4
Cheltenham	Daisy Hopcraft	11.94	5
Yate	Rosie Foster	12.01	6
Cheltenham	Ava Mitchell	12.15	7
Yate	Annabel Gordon	12.17	8
Cheltenham	Frankie Robinson	12.19	9
Cheltenham	Olivia Avery	12.31	10
Yate	Lilia Killourhey	12.34	11
Cheltenham	Evie Waller	12.38	12
Yate	Summer Richards	12.38	12
Cheltenham	Kitty Buckland	12.4	14
Yate	Abi Gregg	12.43	15
Cheltenham	Amber Tandy	12.5	16

Events

Round 1

U13	SLJ	Shot	4 x 3 Relay	4 lap TT (non-scoring)
-----	-----	------	-------------	---------------------------

FOR PERSON DOING THE RESULTS

When a name is changed in Girls U13 or Boys U13 the name will change on the results sheet and scoring sheet.

The results sheets can be printed off once the athletes names are in.

FOR TEAM MANAGERS

Team managers will need to make sure that the athletes go to their correct event in each round.

U13 Boys
Individual Time Trial
Heat 1

Lane	Club	Athlete	Time	Position
1	Cheltenham A	Josh Hill		
2	Yate A	Owen Boon		
3	Gloucester A	Jacob Leigh		
4	Cheltenham D	0		
5	Cheltenham B	Jack Hunn		
6	Cheltenham C	Bruce Ward		

Heat 2

Lane	Club	Athlete	Time	Position
1	Cheltenham B	Fred Buckland		
2	Cheltenham D	0		
3	Cheltenham A	Emeka Nkeme		
4	Yate A	Felix Fielding		
5	Gloucester A	Logan Griffiths		
6	Cheltenham C	Johnnie Stanimeros		

Heat 3

Lane	Club	Athlete	Time	Position
1	Cheltenham B	Harry Knight		
2	Cheltenham C	Jack Johnson		
3	Gloucester A	Cole Dalimore		
4	Cheltenham D	0		
5	Cheltenham A	Benjamin Parker		
6	Yate A	Finn McLeod		

Heat 4

Lane	Club	Athlete	Time	Position
1	Gloucester A	Theo Dennett		
2	Yate A	Excel Iwhiwhu		
3	Cheltenham B	Leo Soakell		
4	Cheltenham C	Samuel Jarvis		
5	Gloucester B	Nasir Ouiles		
6	Cheltenham D	0		

BoysU13scoring

U13 Boys		Boys			U13 Boys		Shot	
	SLJ	Perf	Rank	Points		Perf	Rank	
Cheltenham A		7.57	3	8	Cheltenham A	24.50	1	
Josh Hill	1.89				Josh Hill	5.25		
Emeka Nkeme	1.88				Emeka Nkeme	7.50		
Benjamin Parker	1.92				Benjamin Parker	6.00		
Robin Nishimura	1.88				Robin Nishimura	5.75		
Cheltenham B		7.72	2	9	Cheltenham B	22.50	2	
Jack Hunn	1.94				Jack Hunn	6.25		
Fred Buckland	1.86				Fred Buckland	5.50		
Harry Knight	1.94				Harry Knight	5.50		
Leo Soakell	1.98				Leo Soakell	5.25		
Cheltenham C		6.74	5	6	Cheltenham C	18.25	4	
Bruce Ward	1.27				Bruce Ward	4.00		
Johnnie Stanimeros	1.95				Johnnie Stanimeros	5.25		
Jack Johnson	1.95				Jack Johnson	4.75		
Samuel Jarvis	1.57				Samuel Jarvis	4.25		
Cheltenham D		0.00	6	5	Cheltenham D	0.00	6	
0					0			
0					0			
0					0			
0					0			
Yate A		7.84	1	10	Yate A	22.00	3	
Owen Boon	2.07				Owen Boon	6.50		
Felix Fielding	1.95				Felix Fielding	5.00		
Finn McLeod	1.96				Finn McLeod	4.50		
Excel Iwhiwu	1.86				Excel Iwhiwu	6.00		
Yate B		0.00	6	5	Yate B	0.00	6	
0					0			
0					0			
0					0			
0					0			
Cheltenham E		0.00	6	5	Cheltenham E	0.00	6	
0					0			
0					0			
0					0			
0					0			
Gloucester A		7.23	4	7	Gloucester A	17.75	5	
Jacob Leigh	1.95				Jacob Leigh	4.25		
Logan Griffiths	1.78				Logan Griffiths	5.00		
Theo Dennett	1.80				Theo Dennett	4.25		
Cole Dalimore	1.70				Cole Dalimore	4.25		
Gloucester B		0.00	6	5	Gloucester B	0.00	6	
0					0			
0					0			
0					0			
0					0			

BoysU13scoring

Cheltenham F

0.00

6

5

Cheltenham F

0

6

0
0
0
0

0
0
0
0

Guests

0
0

Guests

0
0

Ben Darlow

BoysU13scoring

Boys	U13 Boys	4x2 Relay	Boys	Boys	1 LAP TT
Points		Time Rank	Points		Time Rank
10	Cheltenham A	01:34 2	9	Cheltenham A	47.6 2
				Josh Hill	12.19
				Emeka Nkeme	11.56
				Benjamin Parker	11.91
				Robin Nishimura	11.94
9	Cheltenham B	01:48 4	7	Cheltenham B	48.17 3
				Jack Hunn	11.75
				Fred Buckland	11.78
				Harry Knight	12.94
				Leo Soakell	11.7
7	Cheltenham C	01:49 5	6	Cheltenham C	51.49 5
				Bruce Ward	13.53
				Johnnie Stanimeros	12.31
				Jack Johnson	11.9
				Samuel Jarvis	13.75
5	Cheltenham D	02:00 10	1	Cheltenham D	80 6
				0	20
				0	20
				0	20
				0	20
8	Yate A	01:32 1	10	Yate A	46.85 1
				Owen Boon	11.53
				Felix Fielding	12.22
				Finn McLeod	11.88
				Excel Iwhiwu	11.22
5	Yate B	02:00 6	5	Yate B	80 6
				0	20
				0	20
				0	20
				0	20
5	Cheltenham E	02:00 6	5	Cheltenham E	80 6
				0	20
				0	20
				0	20
				0	20
6	Gloucester A	01:40 3	8	Gloucester A	48.76 4
				Jacob Leigh	12.16
				Logan Griffiths	12.16
				Theo Dennett	12.28
				Cole Dalimore	12.16
5	Gloucester B	02:00 6	5	Gloucester B	80 6
				0	20
				0	20
				0	20
				0	20


BoysU13scoring

5	Cheltenham F	02:00	6	5	Cheltenham F	0	20	80	6
						0	20		
						0	20		
						0	20		
						0	20		
					Guests	0			
						0			
						0			
						0			
						0			

BoysU13scoring

Boys	Boys	4 LAP TT		
Points		Time	Rank	Points
9	Cheltenham A Josh Hill Emeka Nkeme Benjamin Parker Robin Nishimura	54.65	54.65	
8	Cheltenham B Jack Hunn Fred Buckland Harry Knight Leo Soakell	51.91 55.81 47.75	163.75	
6	Cheltenham C Bruce Ward Johnnie Stanimeros Jack Johnson Samuel Jarvis	60.19 52.4 51.9 57.7	222.19	
5	Cheltenham D	0 0 0 0	203.07	
10	Yate A Owen Boon Felix Fielding Finn McLeod Excel lwhiwhu	48.34 53.85 53.53 47.35	154.73	
5				
5	Cheltenham E	0 0 0 0	0	
7	Gloucester A Jacob Leigh Logan Griffiths Theo Dennett Cole Dalimore	55.47 54.47 55.59 58.5	58.5	
5				

BoysU13scoring



0
0
0
0
0
0
0
0

0

0

U13 Girls

Individual Time Trial

Heat 1

Lane	Club	Athlete	Time	Position
1	Cheltenham A	Izzy Cook		
2	Cheltenham E	Esemai Donovan-Smith		
3	Yate B	Rosie Foster		
4	Cheltenham G		0	
5	Cheltenham B	Kitty Buckland		
6	Cheltenham C	Amber Flatman		

Heat 2

Lane	Club	Athlete	Time	Position
1	Yate A	Lilia Killourhey		
2	Cheltenham D	Charlotte Johnson		
3	Cheltenham A	Ava Mitchell		
4	Cheltenham E	Evie Waller		
5	Yate B	Abi Gregg		
6	Cheltenham C	Evie Avery		

Heat 3

Lane	Club	Athlete	Time	Position
1	Cheltenham B	Zara Collins		
2	Cheltenham C	Lulu Morton-Ellison		
3	Yate A	Annabel Gordon		
4	Cheltenham D	Amber Tandy		
5	Cheltenham E	Millie Wright		
6	Yate B	Julia Pudlo		

Heat 4

Lane	Club	Athlete	Time	Position
1	Cheltenham A	Jessica Asquith		
2	Yate B		0	
3	Cheltenham B	Megan Amey		
4	Cheltenham C	Daisy Hopcraft		
5	Yate A	Summer Richards		
6	Cheltenham D	Daisy Fraine		

Heat 5

Lane	Club	Athlete	Time	Position
1	Cheltenham A	Charlotte Smith		
2	Cheltenham B	Olivia Avery		
3	Gloucester A	Carla Hankins		
4	Cheltenham E	n1		
5	Yate A	Lauren Yapp		
6	Cheltenham D	Frankie Robinson		

GirlsU13scoring

U13 Girls		SLJ			Girls			U13 Girls		Shot		
	Perf		Rank	Points		Perf		Rank		Perf		Rank
Cheltenham A		7.86	1	11	Cheltenham A		24.00	1				
Izzy Cook	1.96				Izzy Cook	5.25						
Ava Mitchell	2.03				Ava Mitchell	5.50						
Jessica Asquith	1.92				Jessica Asquith	6.75						
Charlotte Smith	1.95				Charlotte Smith	6.50						
Cheltenham B		6.88	4	8	Cheltenham B		20.00	3				
Kitty Buckland	1.64				Kitty Buckland	5.00						
Zara Collins	1.85				Zara Collins	5.50						
Megan Amey	1.85				Megan Amey	5.25						
Olivia Avery	1.54				Olivia Avery	4.25						
Cheltenham C		6.71	5	7	Cheltenham C		17.00	4				
Evie Avery	1.73				Evie Avery	5.50						
Lulu Morton-Ellison	1.65				Lulu Morton-Ellison	4.25						
Daisy Hopcraft	1.77				Daisy Hopcraft	3.75						
Amber Flatman	1.56				Amber Flatman	3.50						
Cheltenham D		7.12	3	9	Cheltenham D		14.00	6				
Charlotte Johnson	1.57				Charlotte Johnson	4.75						
Amber Tandy	1.92				Amber Tandy	4.25						
Daisy Fraine	1.82				Daisy Fraine	0.00						
Frankie Robinson	1.81				Frankie Robinson	5.00						
Cheltenham E		3.10	7	5	Cheltenham E		8.75	7				
Esemai Donovan-Smith					Esemai Donovan-Smith	0.00						
Evie Waller	1.73				Evie Waller	4.50						
Millie Wright	1.37				Millie Wright	4.25						
n1					n1							
Yate A		7.53	2	10	Yate A		23.25	2				
Lilia Killourhey	1.95				Lilia Killourhey	6.00						
Annabel Gordon	2.08				Annabel Gordon	6.50						
Summer Richards	1.73				Summer Richards	5.50						
Lauren Yapp	1.77				Lauren Yapp	5.25						
Yate B		5.17	6	6	Yate B		14.50	5				
Rosie Foster	1.63				Rosie Foster	4.50						
Abi Gregg	1.77				Abi Gregg	5.75						
Julia Pudlo	1.77				Julia Pudlo	4.25						
	0					0						
Cheltenham G		0.00	9	3	Cheltenham G		0.00	9				
n1	0				n1	0						
n2	0				n2	0						

GirlsU13scoring

FODAC D	0.00	9	3	FODAC D n4 n5	0.00	9
Gloucester A Carla Hankins n7 n8 n9	0.00	9	3	Gloucester A Carla Hankins n7 n8 n9	4.00	8
Dursley Jessica Foran n11 n12 n13	1.53	8	4	Dursley Jessica Foran n11 n12 n13	0.00	9

GirlsU13scoring

Girls	U13 Girls	4x2 Relay	Girls	Girls	1 LAP TT
Points		Time	Rank	Points	Time
11	Cheltenham A	01:34	1	11	Cheltenham A Izzy Cook 11.81 Ava Mitchell 12.15 Jessica Asquith 11.93 Charlotte Smith 11.84 47.73
9	Cheltenham B	01:38	3	9	Cheltenham B Kitty Buckland 12.4 Zara Collins 12.57 Megan Amey 11.92 Olivia Avery 12.31 49.2
8	Cheltenham C	01:40.2	4	8	Cheltenham C Evie Avery 12.53 Lulu Morton-Ellison 12.62 Daisy Hopcraft 11.94 Amber Flatman 13 50.09
6	Cheltenham D	01:41	5	7	Cheltenham D Charlotte Johnson 13.19 Amber Tandy 12.5 Daisy Fraine 13.39 Frankie Robinson 12.19 51.27
5	Cheltenham E	01:43	6	6	Cheltenham E Esemal Donovan-Smith 20 Evie Waller 12.38 Millie Wright 13.03 n1 20 65.41
10	Yate A	01:38	2	10	Yate A Lilia Killourhey 12.34 Annabel Gordon 12.17 Summer Richards 12.38 Lauren Yapp 12.63 49.52
7	Yate B	01:45	7	5	Yate B Rosie Foster 12.01 Abi Gregg 12.43 Julia Pudlo 12.56 0 20 57
3	Cheltenham G	05:59	8	4	Cheltenham G n1 20 n2 20 0 20 80

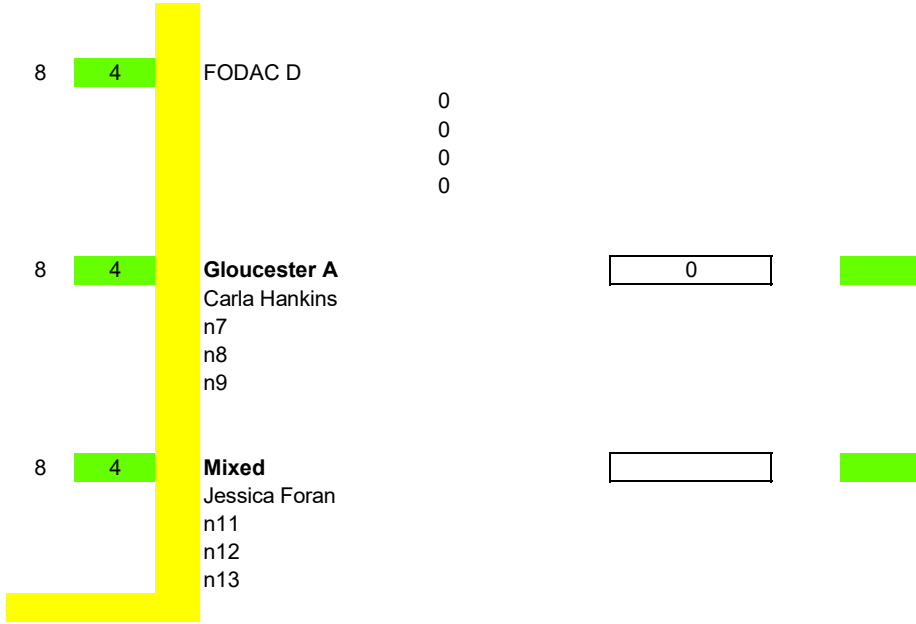
GirlsU13scoring

3	FODAC D	05:59	8	4	FODAC D	0	20	80
						0	20	
						0	20	
						0	20	
4	Gloucester A	05:59	8	4	Gloucester A			80
					Carla Hankins		20	
					n7		20	
					n8		20	
					n9		20	
3	Mixed	05:59	8	4	Dursley			80
					Jessica Foran		20	
					n11		20	
					n12		20	
					n13		20	

GirlsU13scoring

		4 LAP TT			
Rank	Points		Time	Rank	Points
1	11	Cheltenham A		105.72	
		Izzy Cook			
		Ava Mitchell			
		Jessica Asquith	52.47		
		Charlotte Smith	53.25		
2	10	Cheltenham B		212.61	
		Kitty Buckland	55.18		
		Zara Collins	53.81		
		Megan Amey	51.53		
		Olivia Avery	52.09		
4	8	Cheltenham C		162.19	
		Evie Avery	52.63		
		Lulu Morton-Ellison	53		
		Daisy Hopcraft			
		Amber Flatman	56.56		
5	7	Cheltenham D		58.97	
		Charlotte Johnson			
		Amber Tandy			
		Daisy Fraine	58.97		
		Frankie Robinson			
7	5	Cheltenham E		53.28	
		Esemai Donovan-Smith			
		Evie Waller	53.28		
		Millie Wright			
		n1			
3	9	Yate A		159.06	
		Lilia Killourhey	54.53		
		Annabel Gordon	51.22		
		Summer Richards			
		Lauren Yapp	53.31		
6	6	Yate B		54.72	
		Rosie Foster	54.72		
		Abi Gregg			
		Julia Pudlo			
			0		
8	4	Cheltenham G			
		n1	0		
		n2	0		
			0		

GirlsU13scoring



Team score

Gloucestershire Sportshall League

ROUND 1

14th November 2021

Team	SLJ	Shot	4 x 2 Relay	1 Lap TT	SCORE	RANK	Match Points
U13 Girls							
Cheltenham A	11	11	11	11	44	1	11
Cheltenham B	8	9	9	10	36	3	9
Cheltenham C	7	8	8	8	31	4	8
Cheltenham D	9	6	7	7	29	5	7
Cheltenham E	5	5	6	5	21	7	5
Yate A	10	10	10	9	39	2	10
Yate B	6	7	5	6	24	6	6
Gloucester A							
Gloucester A	3	4	4	4	15	8	4
U13 Boys							
						Rank	Points
Cheltenham A	8	10	9	9	36	2	9
Cheltenham B	9	9	7	8	33	3	8
Cheltenham C	6	7	6	6	25	5	6
Yate							
Yate	10	8	10	10	38	1	10
Gloucester A							
Gloucester A	7	6	8	7	28	4	7

	Points			Total Points	Rank
	Match 1	Match 2	Match 3		
U13 Girls					
Cheltenham A	11			11	1
Cheltenham B	9			9	3
Cheltenham C	8			8	4
Cheltenham D	7			7	5
Cheltenham E	5			5	7
Yate A	10			10	2
Yate B	6			6	6
Gloucester A					
Gloucester A	4			4	8

	Points		Rank
	Points	Rank	
U13 Boys			
Cheltenham A	9	9	2
Cheltenham B	8	8	3
Cheltenham C	6	6	5
Yate			
Yate	10	10	1
Gloucester A			
Gloucester A	7	7	4

Events

Round 1

U13	SLJ	Shot	4 x 3 Relay	4 lap TT (non-scoring)
-----	-----	------	-------------	---------------------------

FOR PERSON DOING THE RESULTS

When a name is changed in Girls U13 or Boys U13 the name will change on the results sheet and scoring sheet.

The results sheets can be printed off once the athletes names are in.

FOR TEAM MANAGERS

Team managers will need to make sure that the athletes go to their correct event in each round.

U15 Boys

Individual Time Trial

Heat 1

Lane	Club	Athlete	Time	Position
1	Cheltenham A	Fred Fowler		
2	Cheltenham B	Luke Johnson		
3	Cheltenham C		0	
4	Cheltenham C		0	
5	Cheltenham A	Oliver Belbeck		
6	Gloucester	Zachariah Oyedele		

Heat 2

Lane	Club	Athlete	Time	Position
1	Cheltenham B		0	
2	Gloucester	Nasir Ouiles		
3	Cheltenham A	Jackson James		
4	Gloucester	Barnaby Williams		
5	Cheltenham A	Joseph Abbey		
6	Cheltenham C		0	

BoysU15scoring

Guests

0
0
0
0

Guests

0
0
0
0

BoysU15scoring

Boys	U15 Boys	4x2 Relay	Boys	Boys	1 LAP TT
Points		Time Rank	Points		Time Rank
6	Cheltenham A	01:30 1	6	Cheltenham A	46.66 2
				Fred Fowler	10.75
				Oliver Belbeck	11.19
				Jackson James	12.22
				Joseph Abbey	12.5
4	Cheltenham B	02:00 3	4	Cheltenham B	71.81 4
				Luke Johnson	11.81
				0	20
				0	20
				0	20
3	Cheltenham C	02:00 3	4	Cheltenham C	80 5
				0	20
				0	20
				0	20
				0	20
5	Gloucester	01:33 2	5	Gloucester	55.41 3
				Zachariah Oyedele	11.82
				Nasir Ouiles	12.34
				Barnaby Williams	11.25
				0	20
3	Dursley	02:00 3	4	Dursley	40 1
				0	20
				0	20
				n4	
3	Yate	02:00 3	4	Yate	80 5
				0	20
				0	20
				0	20
				0	20
0		02:00		Gloucester	80
				0	20
				0	20
				0	20
				0	20
0		00:00		Chepstow	80
				0	20
				0	20
				0	20
				0	20


BoysU15scoring

	Gloucester	0	20	100
	Guests	0	20	
		0	20	
		0	20	
		0	20	

BoysU15scoring

Boys		4 LAP TT		
Points		Time	Rank	Points
5	Cheltenham A		213.7	
	Fred Fowler	60		
	Oliver Belbeck	47.94		
	Jackson James	52.88		
	Joseph Abbey	52.88		
3	Cheltenham B		229.8	
	Luke Johnson	49.82		
	0	60		
	0	60		
	0	60		
2	Cheltenham C		240	
	0	60		
	0	60		
	0	60		
	0	60		
4	Gloucester		220.4	
	Zachariah Oyedele	51.44		
	Nasir Ouiles	60		
	Barnaby Williams	48.93		
	0	60		
6	Dursley		240	
	0	60		
	0	60		
	0	60		
	n4	60		
2	Yate		240	
	0	60		
	0	60		
	0	60		
	0	60		
	Gloucester		180	
	0	60		
	0	60		
	0	60		
	0	60		
	Chepstow		300	
	0	60		
	0	60		
	0	60		
	0	60		

BoysU15scoring



U15 Girls

Individual Time Trial

Heat 1

Lane	Club	Athlete	Time	Position
1	Cheltenham A	Isobel Burfitt		
2	Cheltenham B		0	
3	Cheltenham C		0	
4	Cheltenham A	Esmé Rolfe		
5	Cheltenham B		0	
6	Cheltenham C		0	

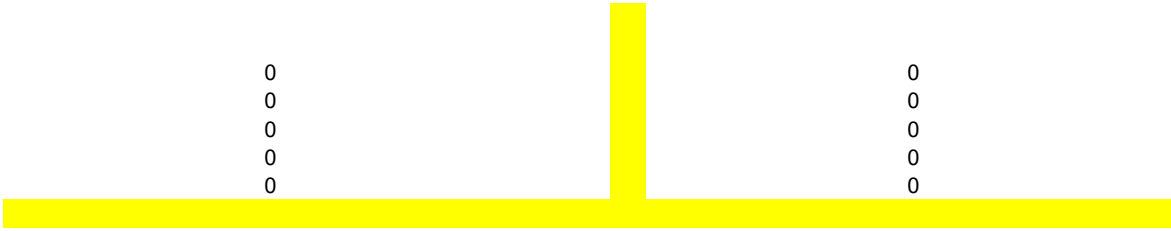
Heat 2

Lane	Club	Athlete	Time	Position
1	Cheltenham A	Abigail Thornley		
2	Cheltenham B		0	
3	Dursley	Erin Musty		
4	Cheltenham A	Mia Mbanga		
5	Cheltenham B		0	
6	Gloucester A		0	

GirlsU15scoring

U15 Girls	Speed Bounce			Girls	U15 Girls	STJ	
	Perf	Rank	Points			Perf	Rank
Cheltenham A Isobel Burfitt Esmé Rolfe Abigail Thornley Mia Mbanga	260 67 64 65 64	1	8		Cheltenham A Isobel Burfitt Esmé Rolfe Abigail Thornley Mia Mbanga	22.94 6.17 5.18 5.92 5.67	1
Cheltenham B 0 0 0 0	0	3	6		Cheltenham B 0 0 0 0	0	3
Cheltenham C 0 0	0	3	6		Cheltenham C 0 0	0	3
n1 n2					n1 n2		
Yate n4 n5 n6	0	3	6		Yate n4 n5 n6	0	3
Dursley Erin Musty Jess Faran n8 n9	118 57 61	2	7		Dursley Erin Musty Jess Faran n8 n9	10.32 4.74 5.58	2
Gloucester A n10 n11 n12	0	3	6		Gloucester A n10 n11 n12	0	3
FODAC A 0 0 0 0	0	3	6		FODAC A 0 0 0 0	0	3
Guests 0 0 0 0	0	3	6		Guests 0 0 0 0	0	3


GirlsU15scoring



GirlsU15scoring

Girls	U15 Girls	4x2 Relay	Girls	Girls	1 LAP TT			
Points		Time	Rank	Points	Time			
8	Cheltenham A	01:40	2	7	Cheltenham A Isobel Burfitt 12.37 Esmé Rolfe 11.01 Abigail Thornley 12.5 Mia Mbanga 12.4	48.28		
6	Cheltenham B	02:00	3	6	Cheltenham B 0 0 0 0	0		
6	Mixed	02:00	3	6	Cheltenham C n1 n2	0		
6	Yate	02:00	3	6	Yate Natasha Richardson n4 n5 n6	0		
7	Dursley	01:38	1	8	Dursley Erin Musty 12.72 Jess Faran 12 n8 n9	24.72		
6	Gloucester A	02:00	3	6	Gloucester A n10 n11 n12	0 20 20 20	60	
6	FODAC A	02:00	3	6	FODAC A	0 0 0 0	20 20 20 20	80
6	Guests	02:00	3	6	Guests	0 0 0	20 20 20	80


GirlsU15scoring



GirlsU15scoring

		Girls	4 LAP TT			
Rank	Points		Time	Rank	Points	
5	4	Cheltenham A		213.37		
		Isobel Burfitt	52.59			
		Esmé Rolfe	52.5			
		Abigail Thornley	53.25			
		Mia Mbanga	55.03			
1	8	Cheltenham B		0		
			0			
			0			
			0			
			0			
1	8	Cheltenham C		0		
			0			
		n1				
		n2				
1	8	Cheltenham D		0		
		Natasha Richardson				
		n4				
		n5				
		n6				
4	5	Dursley		103.25		
		Erin Musty	51.75			
		Jess Faran	51.5			
		n8				
		n9				
6	3	Gloucester A		0		
			0			
		n10				
		n11				
		n12				
7	2	FODAC A		0		
			0			
			0			
			0			
			0			
7	2	Guests				
			0			
			0			
			0			
			0			

GirlsU15scoring



0
0
0
0
0
0

0



Team score

Gloucestershire Sportshall League

ROUND 1

14th November 2021

Team	SLJ	Shot	4 x 2 Relay	1 Lap TT	SCORE	RANK	Match Points
U15 Girls							
Cheltenham A	8	8	7	4	27	1	8
Dursley	7	7	8	5	27	1	8
U15 Boys							
Cheltenham A	6	6	6	5	18	1	8
Gloucester	5	5	5	0	15	2	7



	Points			Total Points	Rank
	Match 1	Match 2	Match 3		
U15 Girls					
Cheltenham A				0	1
Cheltenham B				0	1
Cheltenham C				0	1
Cheltenham D				0	1
Gloucester A				0	1
FODAC A				0	1
Cheltenham E				0	1

	Points		Rank
U15 Boys			
Cheltenham A	8	8	1
Cheltenham B	7	7	2
Cheltenham C	6	6	3
FODAC A	5	5	4
Dursley	3	3	6
Yate	4	4	5